

Signify Classified - Internal
Cooper Lighting Solutions Photometric Lab
1121 Highway 74 South
Peachtree City, GA 30269



Scaled data based on original data using
LM-79-08 Approved Method: Electrical and Photometric Measurements of Solid-
State Lighting Products

Test Report Prepared for
Cooper Lighting Solutions
(formerly Eaton)

Brand: STREETWORKS

Report Number: P867649

Luminaire Tested: **MEM2-HTN-SA-120-727-U-T3-HSS**

Issue Date: 08/21/2024



Test Information

Test Method: LM-79-08
Report Number: P867649
Test Lab: INNOVATION CENTER(G3)
Issue Date: 08/21/2024
Manufacturer: COOPER LIGHTING SOLUTIONS (FORMERLY EATON)
Product Line: STREETWORKS
Catalog Number: MEM2-HTN-SA-120-727-U-T3-HSS
Description: EPIC MODERN TALL HOUSING DISCRETE LED ARRAYS 120W 70CRI 2700K
FITXURE w/ TYPE III DISTRIBUTION OPTIC AND HOUSE SIDE SHIELD
Light Source: (20) 2700K CCT, 70 CRI LEDS
Ballast/Driver: ELECTRONIC DRIVER

Summary

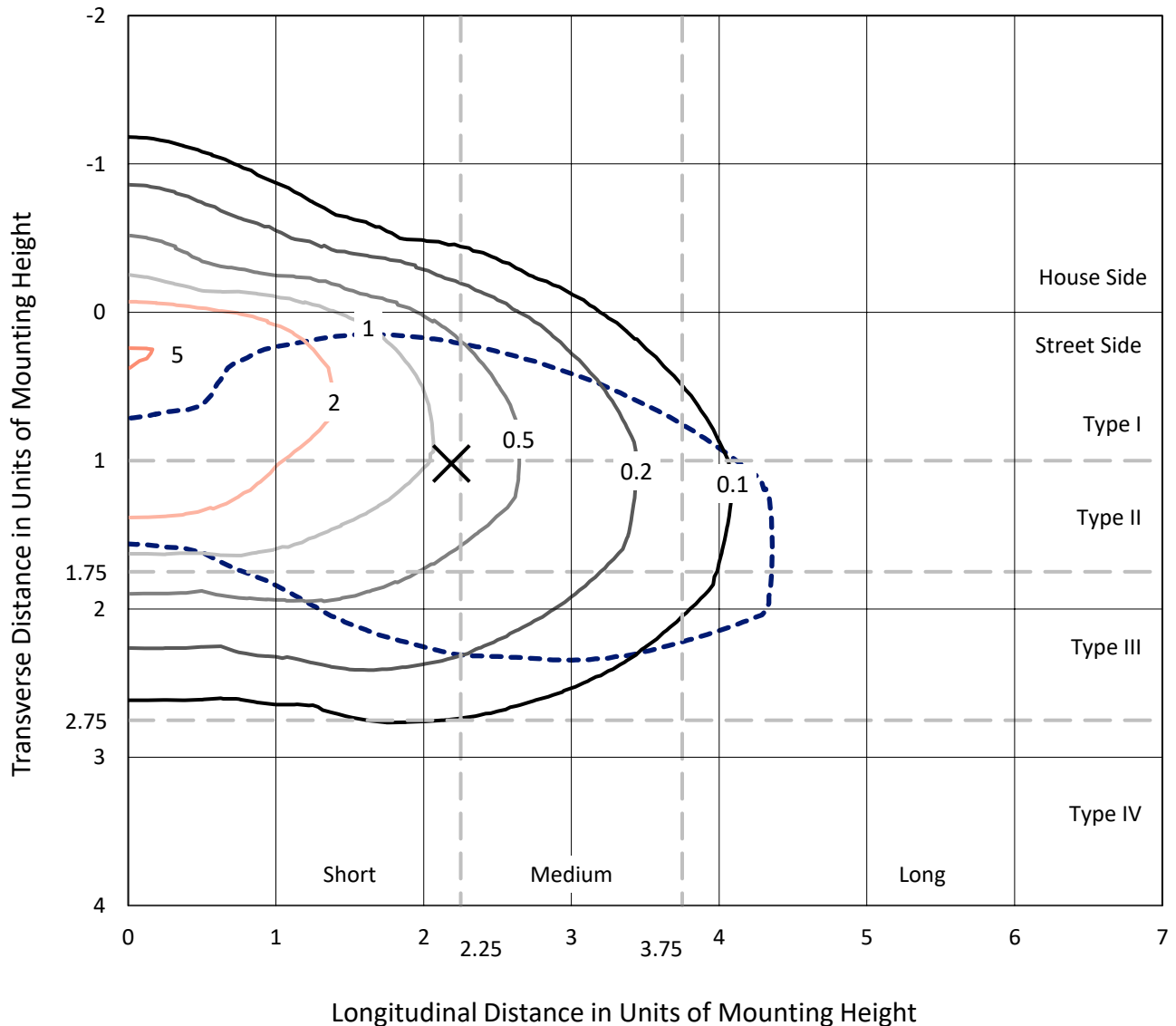
Lumens per Lamp: N/A
Luminaire Lumens: 8870.4 lumens
Efficiency: N/A
Efficacy: 87.8 lumens/watt
Luminous Opening: Rectangular (W 0.67' x L: 0.33' x H: 0')
IES Classification: Type III - Short
BUG Rating: B1 - U0 - G2

Input Watts (W): 101
Input Voltage (V): 120
Input Current (A_{in}): NR
Voltage Rise (V): NR
Power Factor: 0.99
Total Harmonic Distortion (THDi): 9.45%
Frequency (hertz): 60
Stabilization Time: NR
Operation Time: NR
Ambient Temperature (°C): NR
Test Distance: 24 FT

REPORT NUMBER: P867649
 CATALOG NUMBER: MEM2-HTN-SA-120-727-U-T3-HSS

Iso-Footcandle Lines of Horizontal Illumination

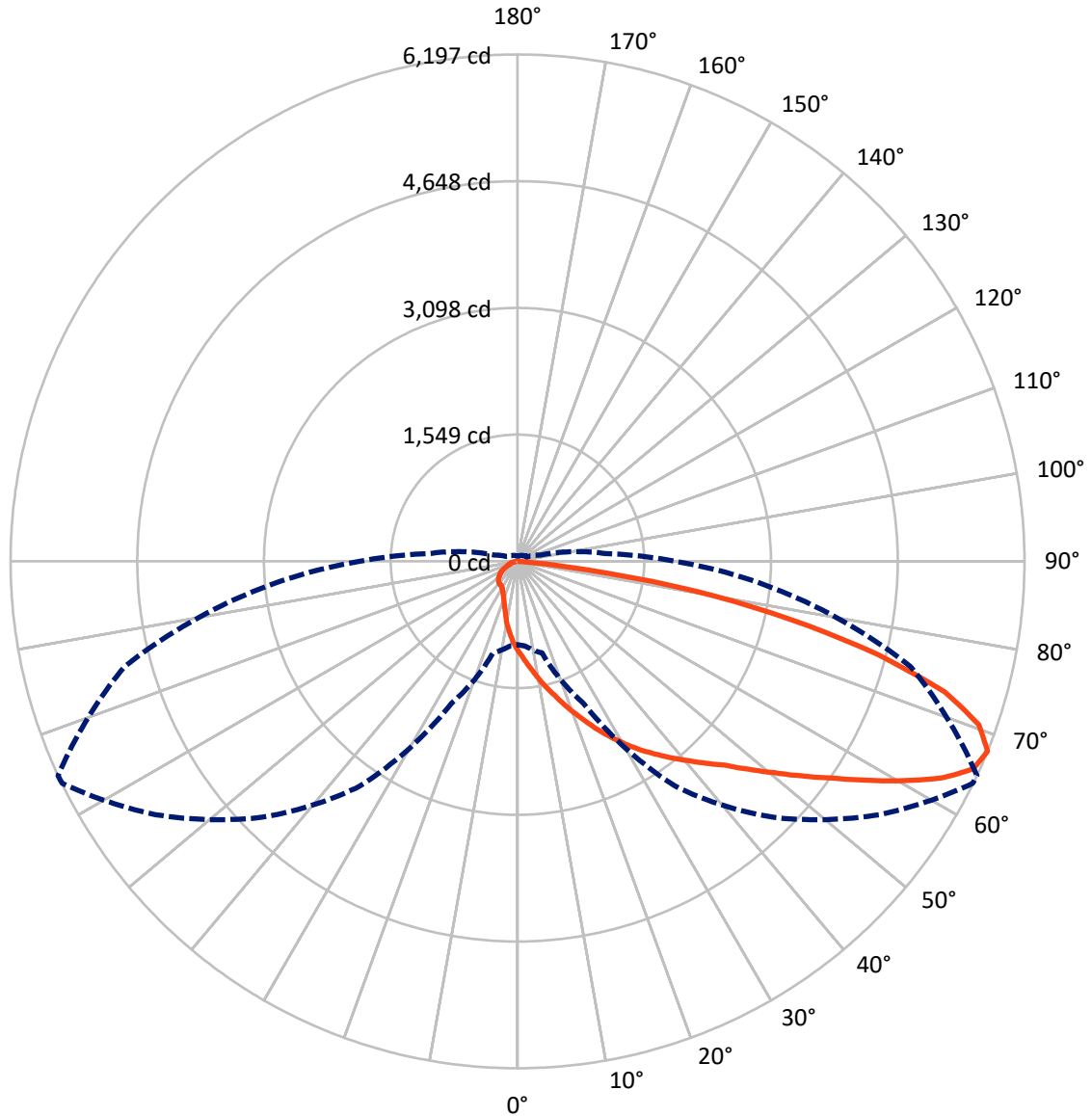
✕ Max cd
 - - - 1/2 Max cd



Based on 20 foot mounting height. Maximum calculated value = 5.1 fc
 Type III - Short - N/A

REPORT NUMBER: P867649
CATALOG NUMBER: MEM2-HTN-SA-120-727-U-T3-HSS

Luminous Intensity Polar Plot



— Vertical Plane Through 65-Deg Lateral - - - Horizontal Cone Through 67.5-Deg Vertical

REPORT NUMBER: P867649

CATALOG NUMBER: MEM2-HTN-SA-120-727-U-T3-HSS

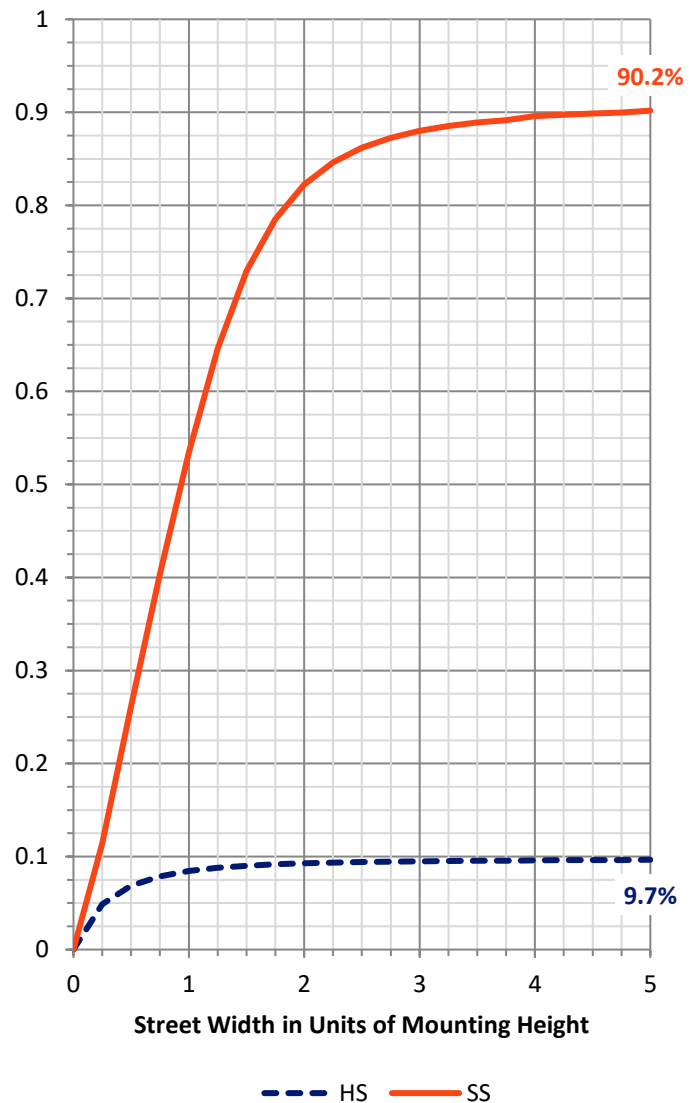
FLUX DISTRIBUTION:

		Downward	Upward	Total
House Side	Lumens	863.4	0.0	863.4
	% Fixture	9.7	0.0	9.7
Street Side	Lumens	8007.0	0.0	8007.0
	% Fixture	90.3	0.0	90.3
Total	Lumens	8870.4	0.0	8870.4
	% Fixture	100.0	0.0	100.0

Coefficient of Utilization

ZONAL LUMENS:

Zone	Lumens	% Fixture
0°-10°	107.3	1.2
10°-20°	355.9	4.0
20°-30°	647.8	7.3
30°-40°	1002.5	11.3
40°-50°	1515.5	17.1
50°-60°	1971.6	22.2
60°-70°	1945.0	21.9
70°-80°	1183.9	13.3
80°-90°	140.7	1.6
90°-100°	0.0	0.0
100°-110°	0.0	0.0
110°-120°	0.0	0.0
120°-130°	0.0	0.0
130°-140°	0.0	0.0
140°-150°	0.0	0.0
150°-160°	0.0	0.0
160°-170°	0.0	0.0
170°-180°	0.0	0.0
0°-90°	8870.4	100.0
0°-180°	8870.4	100.0



REPORT NUMBER: P867649

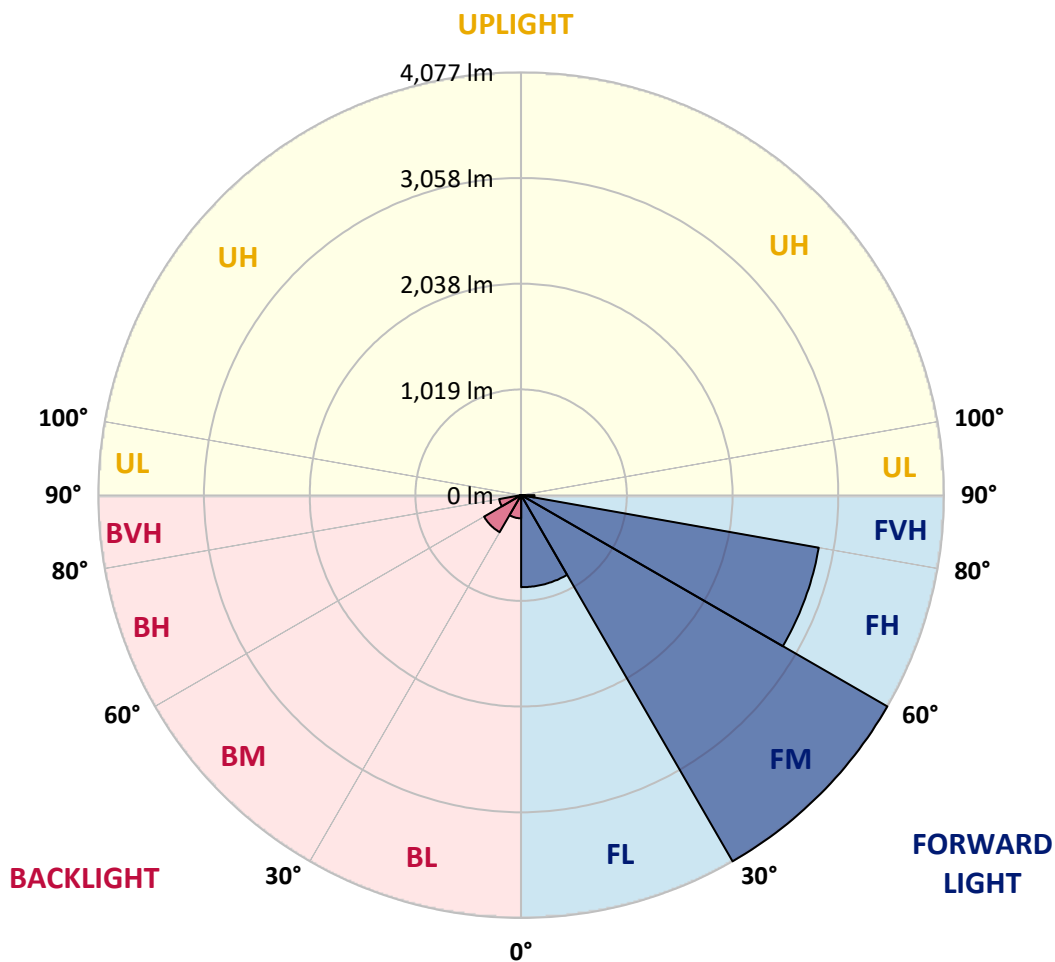
CATALOG NUMBER: MEM2-HTN-SA-120-727-U-T3-HSS

LUMINAIRE CLASSIFICATION SYSTEM LUMEN TABLE AND BUG RATING:

Zone	Lumens	% Fixture	Zone Rating/Lumen Limit		
			B	U	G
FL (0°-30°)	887.6	10.0			
FM (30°-60°)	4076.8	46.0			
FH (60°-80°)	2913.9	32.9			G2/5000
FVH (80°-90°)	128.7	1.5			G2/225
BL (0°-30°)	223.4	2.5	B1/500		
BM (30°-60°)	412.9	4.7	B1/1000		
BH (60°-80°)	215.0	2.4	B1/500		G1/500
BVH (80°-90°)	12.1	0.1			G1/100
UL (90°-100°)	0.0	0.0		U0/0	
UH (100°-180°)	0.0	0.0		U0/0	

BUG Rating: B1-U0-G2

Type III Short





REPORT NUMBER: P867649

CATALOG NUMBER: MEM2-HTN-SA-120-727-U-T3-HSS

CANDELA DISTRIBUTION (FULL):

	0°	5°	15°	25°	35°	45°	55°	64°	65°	75°	85°
0°	1096.1	1096.1	1096.1	1096.1	1096.1	1096.1	1096.1	1096.1	1096.1	1096.1	1096.1
2.5°	1280.9	1270.8	1278.3	1260.6	1240.4	1225.2	1194.8	1169.5	1167.0	1141.7	1113.8
5°	1526.4	1493.5	1496.0	1460.6	1417.6	1372.0	1323.9	1260.6	1260.6	1199.9	1136.6
7.5°	1746.7	1741.6	1718.8	1663.1	1612.5	1541.6	1453.0	1372.0	1354.3	1260.6	1161.9
10°	1959.3	1951.7	1931.4	1888.4	1802.3	1723.9	1612.5	1491.0	1468.2	1334.0	1192.3
12.5°	2128.9	2131.4	2108.6	2073.2	1997.3	1903.6	1756.8	1604.9	1584.6	1404.9	1222.7
15°	2278.2	2275.7	2270.6	2240.3	2166.9	2080.8	1908.7	1731.5	1698.6	1480.9	1253.0
17.5°	2392.2	2387.1	2377.0	2351.7	2316.2	2232.7	2068.1	1865.6	1837.8	1569.5	1288.5
20°	2425.1	2422.5	2422.5	2440.2	2425.1	2374.4	2227.6	2004.9	1974.5	1663.1	1336.6
22.5°	2485.8	2483.3	2480.8	2498.5	2508.6	2503.5	2377.0	2146.6	2118.8	1772.0	1397.3
25°	2564.3	2559.2	2551.6	2569.3	2582.0	2612.4	2526.3	2313.7	2280.8	1898.5	1458.1
27.5°	2668.1	2673.1	2663.0	2660.5	2660.5	2678.2	2657.9	2463.0	2432.7	2020.0	1529.0
30°	2804.8	2812.4	2794.6	2782.0	2759.2	2756.7	2761.7	2630.1	2587.1	2151.7	1602.4
32.5°	2938.9	2946.5	2936.4	2918.7	2860.5	2837.7	2857.9	2771.9	2744.0	2296.0	1696.0
35°	3047.8	3065.5	3065.5	3030.1	2949.1	2936.4	2969.3	2911.1	2890.8	2465.6	1807.4
37.5°	3194.6	3204.7	3194.6	3128.8	3027.5	3042.7	3093.3	3057.9	3045.2	2647.8	1939.0
40°	3508.5	3521.1	3455.3	3298.4	3136.4	3154.1	3242.7	3222.4	3202.2	2827.5	2060.5
42.5°	3946.4	3916.0	3903.4	3554.1	3303.4	3293.3	3404.7	3376.9	3374.3	3009.8	2171.9
45°	4235.0	4245.1	4181.8	3850.2	3655.3	3465.5	3584.4	3574.3	3554.1	3194.6	2306.1
47.5°	4435.0	4412.2	4255.2	4095.8	4133.7	3690.7	3784.4	3809.7	3797.1	3404.7	2470.6
50°	4518.5	4495.7	4391.9	4285.6	4331.2	3948.9	3989.5	4073.0	4060.3	3617.3	2609.9
52.5°	4414.7	4386.9	4394.5	4422.3	4399.5	4151.5	4242.6	4374.2	4359.0	3865.4	2771.9
55°	3754.0	3827.4	4111.0	4394.5	4386.9	4305.9	4513.4	4705.8	4675.5	4123.6	2911.1
57.5°	3027.5	3068.0	3427.5	4194.5	4346.4	4435.0	4822.3	5060.2	5050.1	4381.8	3037.7
60°	2407.3	2450.4	2723.8	3779.3	4252.7	4569.1	5138.7	5452.6	5442.5	4642.5	3128.8
62.5°	1913.7	1913.7	2156.7	3181.9	4073.0	4647.6	5389.3	5847.5	5829.8	4852.7	3151.6
65°	1377.1	1394.8	1577.0	2559.2	3781.9	4627.4	5510.8	6128.5	6118.3	4971.6	3103.5
67.5°	1017.6	1037.9	1159.4	1918.8	3351.5	4424.8	5399.4	6191.8	6196.8	4974.2	2946.5
70°	794.9	799.9	891.0	1334.0	2746.5	3974.3	4981.8	5981.6	5981.6	4850.1	2713.6
72.5°	605.0	610.1	688.5	908.8	2022.6	3285.7	4356.5	5424.7	5462.7	4521.0	2369.4
75°	468.3	478.4	531.6	653.1	1268.2	2336.5	3579.4	4442.6	4546.4	3883.1	1951.7
77.5°	362.0	372.1	415.1	478.4	739.2	1440.4	2516.2	3321.2	3414.8	3057.9	1506.2
80°	291.1	296.2	324.0	359.5	448.1	741.7	1536.5	2182.0	2209.9	2078.3	997.4
82.5°	134.2	144.3	174.7	197.4	222.8	344.3	655.6	807.5	842.9	825.2	410.1
85°	15.2	15.2	17.7	20.3	22.8	35.4	45.6	40.5	40.5	48.1	43.0
87.5°	0.0	0.0	0.0	2.5	5.1	5.1	7.6	7.6	7.6	7.6	7.6
90°	0.0	0.0	0.0	0.0	0.0	0.0	0.0	0.0	0.0	0.0	0.0



REPORT NUMBER: P867649

CATALOG NUMBER: MEM2-HTN-SA-120-727-U-T3-HSS

CANDELA DISTRIBUTION (continued):

	90°	95°	105°	115°	125°	135°	145°	155°	165°	175°	180°
0°	1096.1	1096.1	1096.1	1096.1	1096.1	1096.1	1096.1	1096.1	1096.1	1096.1	1096.1
2.5°	1098.6	1080.9	1048.0	1020.1	994.8	969.5	956.9	926.5	918.9	924.0	906.2
5°	1103.7	1068.2	999.9	936.6	883.5	832.8	789.8	744.2	734.1	718.9	711.3
7.5°	1111.3	1058.1	951.8	853.1	772.1	698.7	645.5	610.1	582.2	574.6	572.1
10°	1121.4	1045.5	898.6	774.6	663.2	587.3	539.2	513.9	503.7	496.2	498.7
12.5°	1129.0	1032.8	848.0	686.0	577.2	508.8	486.0	465.8	460.7	458.2	458.2
15°	1139.1	1020.1	787.3	607.5	503.7	463.2	440.5	432.9	432.9	430.3	430.3
17.5°	1151.8	1010.0	736.6	546.8	460.7	422.7	412.6	402.5	402.5	402.5	400.0
20°	1177.1	1005.0	691.1	496.2	422.7	397.4	382.2	374.6	372.1	369.6	369.6
22.5°	1202.4	1005.0	640.4	458.2	397.4	369.6	354.4	346.8	344.3	344.3	344.3
25°	1237.8	1002.4	599.9	425.3	374.6	341.7	326.5	319.0	313.9	313.9	311.4
27.5°	1278.3	1002.4	564.5	400.0	349.3	316.4	298.7	291.1	283.5	283.5	281.0
30°	1318.8	1007.5	534.1	379.7	324.0	293.6	270.9	260.7	255.7	253.1	253.1
32.5°	1372.0	1022.7	513.9	364.5	301.2	270.9	248.1	237.9	232.9	230.4	230.4
35°	1453.0	1060.6	516.4	356.9	286.0	250.6	227.8	215.2	212.6	212.6	210.1
37.5°	1539.1	1096.1	524.0	351.9	270.9	235.4	212.6	200.0	197.4	197.4	197.4
40°	1612.5	1126.5	534.1	349.3	258.2	220.2	200.0	189.9	184.8	184.8	184.8
42.5°	1685.9	1144.2	536.7	341.7	250.6	207.6	189.9	179.7	174.7	177.2	177.2
45°	1759.3	1156.8	529.1	331.6	243.0	197.4	179.7	169.6	164.5	164.5	164.5
47.5°	1847.9	1184.7	516.4	316.4	237.9	189.9	169.6	159.5	156.9	156.9	156.9
50°	1936.5	1207.5	506.3	298.7	225.3	179.7	162.0	149.4	146.8	146.8	146.8
52.5°	2009.9	1217.6	493.6	275.9	212.6	169.6	151.9	139.2	134.2	134.2	134.2
55°	2065.6	1220.1	475.9	258.2	194.9	159.5	141.8	129.1	124.0	121.5	121.5
57.5°	2111.2	1217.6	458.2	240.5	179.7	146.8	129.1	119.0	111.4	108.8	108.8
60°	2136.5	1210.0	432.9	217.7	159.5	134.2	119.0	106.3	101.3	98.7	98.7
62.5°	2121.3	1189.7	397.4	182.3	144.3	121.5	108.8	98.7	91.1	88.6	88.6
65°	2050.4	1149.2	351.9	149.4	129.1	108.8	98.7	88.6	78.5	75.9	75.9
67.5°	1926.4	1080.9	291.1	126.6	119.0	98.7	88.6	78.5	70.9	65.8	65.8
70°	1754.2	989.8	227.8	108.8	106.3	91.1	81.0	70.9	63.3	58.2	58.2
72.5°	1508.7	840.4	169.6	93.7	93.7	83.5	73.4	65.8	58.2	53.2	53.2
75°	1220.1	635.4	129.1	86.1	83.5	75.9	65.8	58.2	53.2	48.1	48.1
77.5°	891.0	422.7	106.3	78.5	78.5	68.3	60.8	53.2	48.1	45.6	45.6
80°	541.7	243.0	75.9	60.8	60.8	58.2	50.6	45.6	43.0	38.0	35.4
82.5°	220.2	93.7	40.5	30.4	30.4	27.8	17.7	15.2	15.2	15.2	12.7
85°	22.8	15.2	10.1	7.6	7.6	7.6	5.1	5.1	5.1	5.1	5.1
87.5°	7.6	7.6	5.1	5.1	5.1	5.1	2.5	2.5	2.5	2.5	2.5
90°	0.0	0.0	0.0	0.0	0.0	0.0	0.0	0.0	0.0	0.0	0.0

LM-79-2019: Approved Method: Electrical and Photometric Measurements of Solid-
State Lighting Products

Report Prepared for

Cooper Lighting Solutions

Streetworks

Report Number: SP1-2407-157-3

Test Date: 08/07/2024

Luminaire Tested: MEM2-HTN-SA-40-727-U-5WQ-2

Data in this report applies to families of products including MEM2-HTN-SA-40-727-U-5WQ-2

Test Information

Test Method: LM-79-2019
 Report Number: SP1-2407-157-3
 Test Lab: COOPER LIGHTING SOLUTIONS
 Photometer: SP1 - 76IN SPHERE
 Measurement Geometry: 4π
 Issue Date: 08/20/2024
 Manufacturer: COOPER LIGHTING SOLUTIONS
 Product Line: Streetworks
 Catalog Number: **MEM2-HTN-SA-40-727-U-5WQ-2**
 Description: Epic Modern Light Square 40W 5WQ Optic and Flare Trim

Spectral Parameters

CCT (K): 2747
 CIE u': 0.2606
 CIE v': 0.5257
 Duv: -0.0005
 CIE x: 0.4552
 CIE y: 0.4082
 CIE z: 0.1366
 Peak Wavelength (nm): 597
 Dominant Wavelength (nm): 584
 Purity: 59.16856
 Rf: 75.5
 Rg: 93.6

CRI (Ra):	71.7		
R1:	68.1	R9:	-35.3
R2:	83.9	R10:	64.2
R3:	94.7	R11:	61.7
R4:	66.3	R12:	53.9
R5:	67.4	R13:	71.2
R6:	78.7	R14:	97.6
R7:	75.0	R15:	59.3
R8:	39.4		



Test Conditions

Stabilization Time: 22M
 Operation Time: 1H 22M
 Sphere Temperature (°C): 24.2

REPORT NUMBER: SP1-2407-157-3

Measurement and Test Equipment			
Instrument	Identification Number	Calibration Date	Calibration Due Date
Photometer	IN0058	6/18/2024	12/18/2024
Power Meter	INXT2011004	2/8/2024	2/8/2025
AC Power Source	IN0063	10/24/2023	10/24/2024
DC Power Source	IN0208	10/24/2023	10/24/2024
Sphere Thermometer	IN0085	10/24/2023	10/24/2024
Room Thermometer	IN0046	10/24/2023	10/24/2024

REPORT NUMBER: SP1-2407-157-3

CIE 1931 Chromaticity Diagram



CIE 1931 Chromaticity Diagram with 2017 ANSI 7-Step and 4-Step Quadrangles



Point lies inside the ANSI 2700K 4-step quadrangle

REPORT NUMBER: SP1-2407-157-3

Photopic Flux vs. Wavelength



Photopic Lumens: NR

λ (nm)	Power W [^] /nm	Lumens (φ/nm)	λ (nm)	Power W [^] /nm	Lumens (φ/nm)	λ (nm)	Power W [^] /nm	Lumens (φ/nm)	λ (nm)	Power W [^] /nm	Lumens (φ/nm)	λ (nm)	Power W [^] /nm	Lumens (φ/nm)
360	0	NR	490	103	NR	620	846	NR	750	20	NR	880	0	NR
365	0	NR	495	130	NR	625	784	NR	755	17	NR	885	1	NR
370	0	NR	500	171	NR	630	720	NR	760	15	NR	890	0	NR
375	0	NR	505	221	NR	635	652	NR	765	13	NR	895	0	NR
380	0	NR	510	268	NR	640	587	NR	770	11	NR	900	0	NR
385	0	NR	515	313	NR	645	521	NR	775	9	NR	905	0	NR
390	0	NR	520	350	NR	650	461	NR	780	8	NR	910	0	NR
395	0	NR	525	381	NR	655	406	NR	785	7	NR	915	0	NR
400	0	NR	530	407	NR	660	353	NR	790	6	NR	920	0	NR
405	2	NR	535	435	NR	665	307	NR	795	5	NR	925	0	NR
410	4	NR	540	462	NR	670	264	NR	800	4	NR	930	0	NR
415	9	NR	545	496	NR	675	227	NR	805	4	NR	935	0	NR
420	20	NR	550	534	NR	680	196	NR	810	3	NR	940	0	NR
425	38	NR	555	582	NR	685	167	NR	815	3	NR	945	0	NR
430	69	NR	560	638	NR	690	144	NR	820	2	NR	950	0	NR
435	120	NR	565	700	NR	695	122	NR	825	2	NR	955	0	NR
440	193	NR	570	767	NR	700	103	NR	830	2	NR	960	0	NR
445	316	NR	575	836	NR	705	88	NR	835	2	NR	965	0	NR
450	469	NR	580	898	NR	710	74	NR	840	1	NR	970	0	NR
455	431	NR	585	947	NR	715	63	NR	845	1	NR	975	0	NR
460	264	NR	590	982	NR	720	54	NR	850	1	NR	980	0	NR
465	197	NR	595	997	NR	725	46	NR	855	1	NR	985	0	NR
470	155	NR	600	997	NR	730	39	NR	860	1	NR	990	0	NR
475	108	NR	605	978	NR	735	33	NR	865	1	NR	995	0	NR
480	90	NR	610	947	NR	740	28	NR	870	1	NR	1000	0	NR
485	92	NR	615	900	NR	745	24	NR	875	1	NR			

REPORT NUMBER: SP1-2407-157-3

Scotopic Flux vs. Wavelength



Scotopic Lumens: NR

S/P: 1.13

λ (nm)	Power W [^] /nm	Lumens (φ/nm)	λ (nm)	Power W [^] /nm	Lumens (φ/nm)	λ (nm)	Power W [^] /nm	Lumens (φ/nm)	λ (nm)	Power W [^] /nm	Lumens (φ/nm)	λ (nm)	Power W [^] /nm	Lumens (φ/nm)
360	0	NR	490	103	NR	620	846	NR	750	20	NR	880	0	NR
365	0	NR	495	130	NR	625	784	NR	755	17	NR	885	1	NR
370	0	NR	500	171	NR	630	720	NR	760	15	NR	890	0	NR
375	0	NR	505	221	NR	635	652	NR	765	13	NR	895	0	NR
380	0	NR	510	268	NR	640	587	NR	770	11	NR	900	0	NR
385	0	NR	515	313	NR	645	521	NR	775	9	NR	905	0	NR
390	0	NR	520	350	NR	650	461	NR	780	8	NR	910	0	NR
395	0	NR	525	381	NR	655	406	NR	785	7	NR	915	0	NR
400	0	NR	530	407	NR	660	353	NR	790	6	NR	920	0	NR
405	2	NR	535	435	NR	665	307	NR	795	5	NR	925	0	NR
410	4	NR	540	462	NR	670	264	NR	800	4	NR	930	0	NR
415	9	NR	545	496	NR	675	227	NR	805	4	NR	935	0	NR
420	20	NR	550	534	NR	680	196	NR	810	3	NR	940	0	NR
425	38	NR	555	582	NR	685	167	NR	815	3	NR	945	0	NR
430	69	NR	560	638	NR	690	144	NR	820	2	NR	950	0	NR
435	120	NR	565	700	NR	695	122	NR	825	2	NR	955	0	NR
440	193	NR	570	767	NR	700	103	NR	830	2	NR	960	0	NR
445	316	NR	575	836	NR	705	88	NR	835	2	NR	965	0	NR
450	469	NR	580	898	NR	710	74	NR	840	1	NR	970	0	NR
455	431	NR	585	947	NR	715	63	NR	845	1	NR	975	0	NR
460	264	NR	590	982	NR	720	54	NR	850	1	NR	980	0	NR
465	197	NR	595	997	NR	725	46	NR	855	1	NR	985	0	NR
470	155	NR	600	997	NR	730	39	NR	860	1	NR	990	0	NR
475	108	NR	605	978	NR	735	33	NR	865	1	NR	995	0	NR
480	90	NR	610	947	NR	740	28	NR	870	1	NR	1000	0	NR
485	92	NR	615	900	NR	745	24	NR	875	1	NR			

REPORT NUMBER: SP1-2407-157-3

Melanopic Flux vs. Wavelength



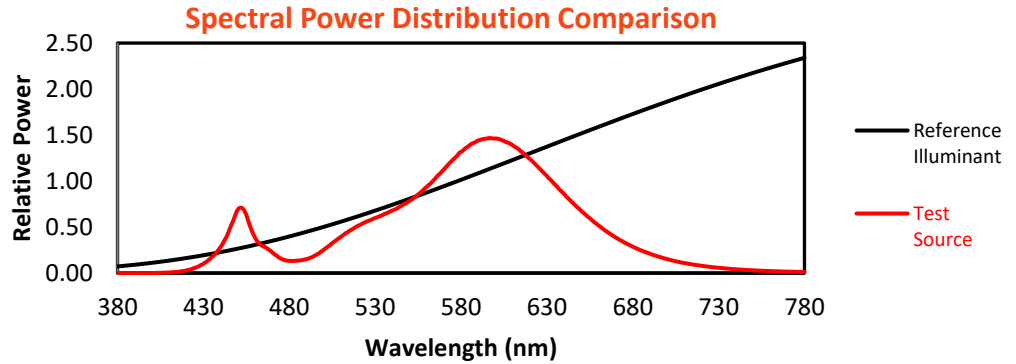
Melanopic Lumens: NR

M/P: 2.04

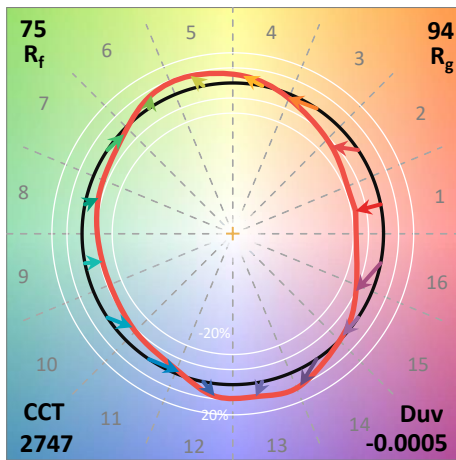
λ (nm)	Power W [^] /nm	Lumens (φ/nm)	λ (nm)	Power W [^] /nm	Lumens (φ/nm)	λ (nm)	Power W [^] /nm	Lumens (φ/nm)	λ (nm)	Power W [^] /nm	Lumens (φ/nm)	λ (nm)	Power W [^] /nm	Lumens (φ/nm)
360	0	NR	490	103	NR	620	846	NR	750	20	NR	880	0	NR
365	0	NR	495	130	NR	625	784	NR	755	17	NR	885	1	NR
370	0	NR	500	171	NR	630	720	NR	760	15	NR	890	0	NR
375	0	NR	505	221	NR	635	652	NR	765	13	NR	895	0	NR
380	0	NR	510	268	NR	640	587	NR	770	11	NR	900	0	NR
385	0	NR	515	313	NR	645	521	NR	775	9	NR	905	0	NR
390	0	NR	520	350	NR	650	461	NR	780	8	NR	910	0	NR
395	0	NR	525	381	NR	655	406	NR	785	7	NR	915	0	NR
400	0	NR	530	407	NR	660	353	NR	790	6	NR	920	0	NR
405	2	NR	535	435	NR	665	307	NR	795	5	NR	925	0	NR
410	4	NR	540	462	NR	670	264	NR	800	4	NR	930	0	NR
415	9	NR	545	496	NR	675	227	NR	805	4	NR	935	0	NR
420	20	NR	550	534	NR	680	196	NR	810	3	NR	940	0	NR
425	38	NR	555	582	NR	685	167	NR	815	3	NR	945	0	NR
430	69	NR	560	638	NR	690	144	NR	820	2	NR	950	0	NR
435	120	NR	565	700	NR	695	122	NR	825	2	NR	955	0	NR
440	193	NR	570	767	NR	700	103	NR	830	2	NR	960	0	NR
445	316	NR	575	836	NR	705	88	NR	835	2	NR	965	0	NR
450	469	NR	580	898	NR	710	74	NR	840	1	NR	970	0	NR
455	431	NR	585	947	NR	715	63	NR	845	1	NR	975	0	NR
460	264	NR	590	982	NR	720	54	NR	850	1	NR	980	0	NR
465	197	NR	595	997	NR	725	46	NR	855	1	NR	985	0	NR
470	155	NR	600	997	NR	730	39	NR	860	1	NR	990	0	NR
475	108	NR	605	978	NR	735	33	NR	865	1	NR	995	0	NR
480	90	NR	610	947	NR	740	28	NR	870	1	NR	1000	0	NR
485	92	NR	615	900	NR	745	24	NR	875	1	NR			

Summary

$R_f = 75.5$
 $R_g = 93.6$
 $CIE R_a = 71.7$
 $R_9 = -35.3$



Color Vector Graphics



Individual Sample Fidelity Index ($R_{f,i}$)

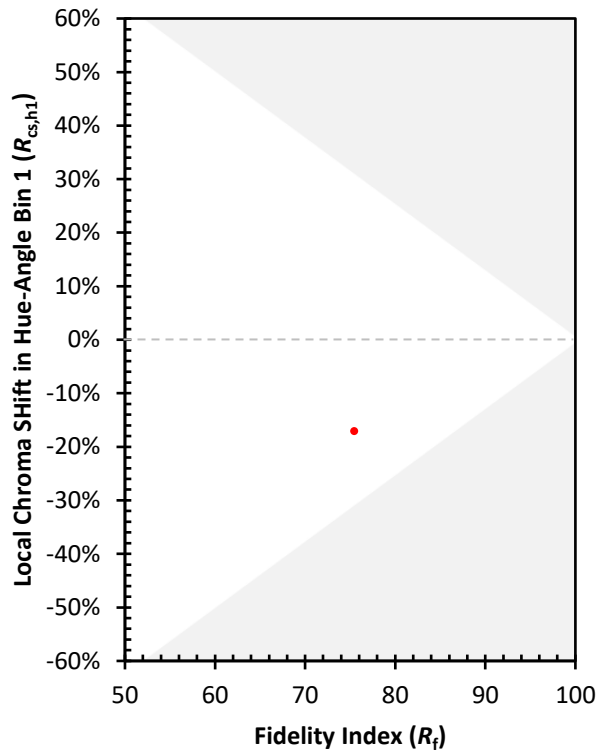
CES01 = 86	CES26 = 68	CES51 = 87	CES76 = 63
CES02 = 63	CES27 = 90	CES52 = 85	CES77 = 79
CES03 = 31	CES28 = 87	CES53 = 78	CES78 = 66
CES04 = 71	CES29 = 71	CES54 = 86	CES79 = 87
CES05 = 50	CES30 = 85	CES55 = 84	CES80 = 85
CES06 = 52	CES31 = 74	CES56 = 75	CES81 = 67
CES07 = 42	CES32 = 66	CES57 = 75	CES82 = 93
CES08 = 41	CES33 = 80	CES58 = 76	CES83 = 91
CES09 = 29	CES34 = 79	CES59 = 85	CES84 = 89
CES10 = 77	CES35 = 89	CES60 = 90	CES85 = 72
CES11 = 60	CES36 = 93	CES61 = 81	CES86 = 59
CES12 = 66	CES37 = 88	CES62 = 91	CES87 = 77
CES13 = 43	CES38 = 93	CES63 = 77	CES88 = 79
CES14 = 74	CES39 = 97	CES64 = 67	CES89 = 65
CES15 = 72	CES40 = 93	CES65 = 66	CES90 = 80
CES16 = 48	CES41 = 93	CES66 = 63	CES91 = 80
CES17 = 51	CES42 = 89	CES67 = 61	CES92 = 55
CES18 = 57	CES43 = 78	CES68 = 68	CES93 = 72
CES19 = 73	CES44 = 99	CES69 = 78	CES94 = 48
CES20 = 67	CES45 = 85	CES70 = 63	CES95 = 66
CES21 = 88	CES46 = 81	CES71 = 61	CES96 = 76
CES22 = 80	CES47 = 86	CES72 = 86	CES97 = 81
CES23 = 92	CES48 = 74	CES73 = 56	CES98 = 76
CES24 = 91	CES49 = 79	CES74 = 93	CES99 = 64
CES25 = 73	CES50 = 86	CES75 = 66	



Color Rendition by Hue-Angle Bin



Measure Comparisons



(END OF REPORT)